

MALIBU BOATS  
two thousand nine



09



# [contents]

OUR COMPETITORS BEAT [04]

NOT CREATED EQUAL [06]

FANTASTIC VOYAGE [08]

PUSHING LIMITS [10]

INTERIOR [12]

CONSTRUCTION [14]

POWER & PERFORMANCE [16]

NEED A HERO [18]

CORVETTE [20]

WAKESETTER SERIES [22]

RIDE SERIES [32]

RESPONSE SERIES [38]

SUNSCAPE SERIES [44]

UO VS. V-DRIVE [46]

SALTWATER [56]

OWNERSHIP [58]

ATHLETES AND EVENTS [59]

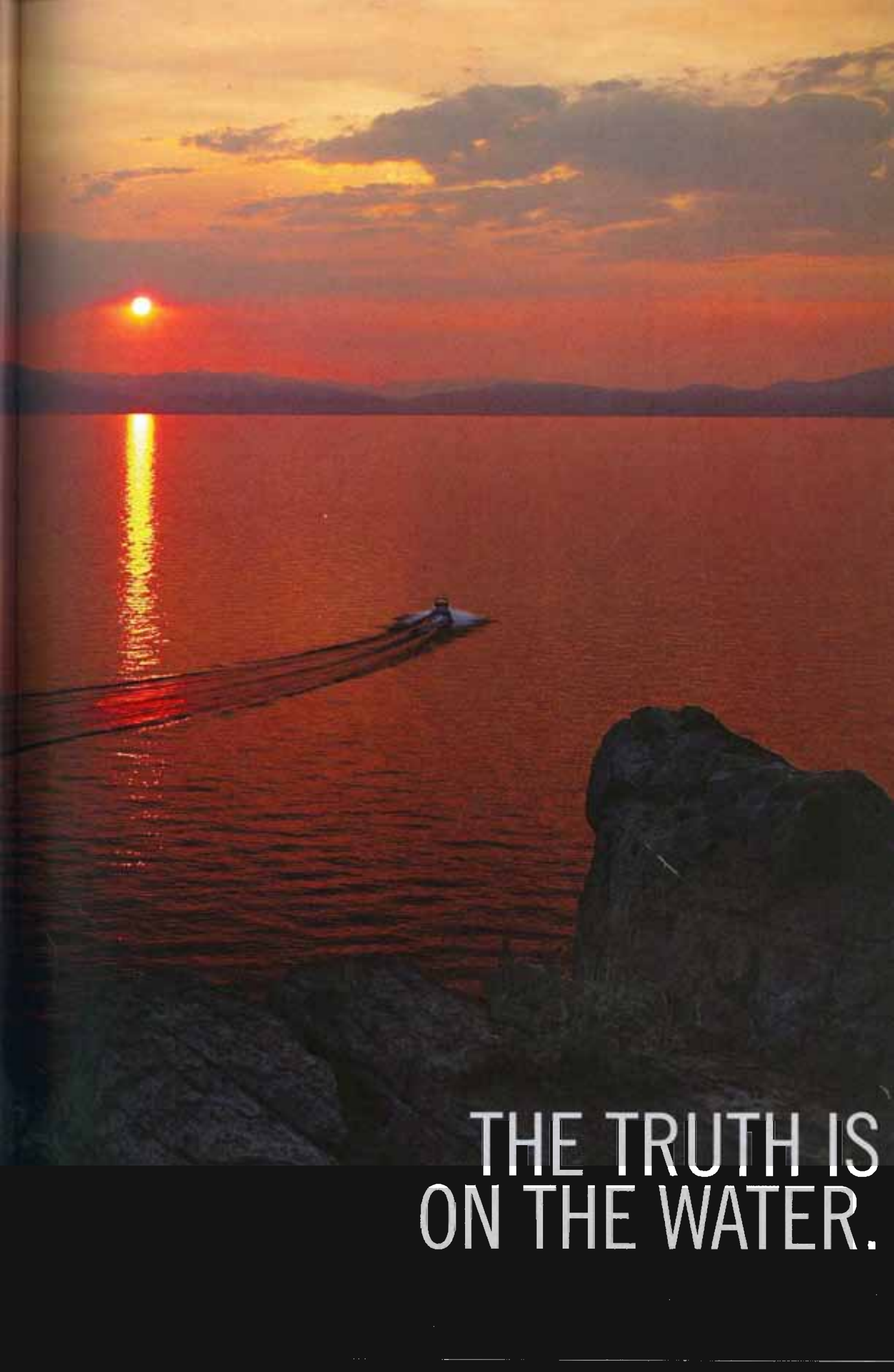
ACCESSORIES [60]

FEATURES AND OPTIONS [62]

COLORWAY OPTIONS [64]







THE TRUTH IS  
ON THE WATER.



Bob and company treat customers and vendors with respect, making each of us feel as if we are part of the Malibu family. Some organizations talk about building partnerships. Malibu does so as second nature, ensuring the well being of all parties.

Chuck Rowe, CEO, Indmar Marine Engines

## MALIBU BOATS' CONTINUED

SUCCESS IS CLEAR, IN MY MIND. MALIBU LOOKS AT WHERE THE MARKET IS GOING AND WHAT CONSUMERS WANT. THEN THEY DESIGN PRODUCT TO EXCEED THE NEED. THEY DO NOT DREAM SOMETHING UP AND TRY TO PUSH THE BUYER THEIR WAY. THEY HAVE A SYMBIOTIC RELATIONSHIP WITH THEIR FAMILY OF BOAT OWNERS AND IT SHOWS.

Ron Scarpa, World Champion Barefooter

During my 20 years at World Publications I've watched Malibu grow from a fledgling boat company to one of the major forces in the towed water sports industry. In my opinion, the soul of the company is its staff which for the most part has remained constant during the years. I have watched the company grow. The combination of passion for the product, desire to succeed and innovate, and respect for each other and their customer has made for a very successful company that's fun to work with.

Dave Freygang, Group Publisher, Travel & Leisure Group, Bonnier Corp.





AFTER ACHIEVING  
RESPONSES LIKE  
THESE, OUR ENGINEERS  
WERE TIRED, OUR  
COMPETITORS BEAT.





HOW DO YOU COMPARE A BOAT OF INCOMPARABLE QUALITY? Read all the brochures you like. Then take a test spin in a Malibu and it



will become clear that while others

pay lip service to innovation, Malibu lives and breathes it. Our exclusive features read like a competing manufacturer's wish list: Push-button Rider Presets for a consistent ride, every time.

Quad Ballast, for the biggest displacement and best wakes in



the industry. MaliView, for clear, bright digital instrumentation and

even videos. And our exclusive, patented Power Wedge – the only wake enhancement system to increase wake size and shape the wake for maximum versatility. More useful innovations. More exclusive features. Simply




put, more imagination. We invite you to try out the competition – and then try Malibu. We are confident you will understand immediately



that the performance of Malibu is significantly better – on the water, where it counts. Get the most from your purchase. Get Malibu.






ALL BOATS ARE NOT  
CREATED EQUAL.





# FANTASTIC VOYAGE





**SWITCH TO THE BEST.** Malibu's advanced Multiplexed Switches (MUX) control everything from the sound system to the Power Wedge, as well as the interior lighting. Not just basic on/off here — use MUX switches to adjust three levels of interior lighting and more. Not only can you view the high-contrast LCD in direct sunlight, these MUX switches offer the flexibility to add, move or remove functionality to accommodate your preferences and changing accessory sets. We put control in your hands.



**SHIFT YOUR THINKING.** As a Malibu owner, you will have more control over your boating experience than our competitors offer. Malibu's dash will change your perception of what's possible, with fingertip command of MUX switches, easy monitoring with an in-dash LCD or new optional MaliView, and the available security of coded, keyless entry. You won't find this feature set anywhere other than Malibu. Our exclusive, Shift-by-Wire digital throttle system offers the driver a shorter throttle throw and more exact command over the boat's movement. Our push-button neutral switch can't be found anywhere else. Its ergonomic design is far superior to the cumbersome collar found on most tow boats.





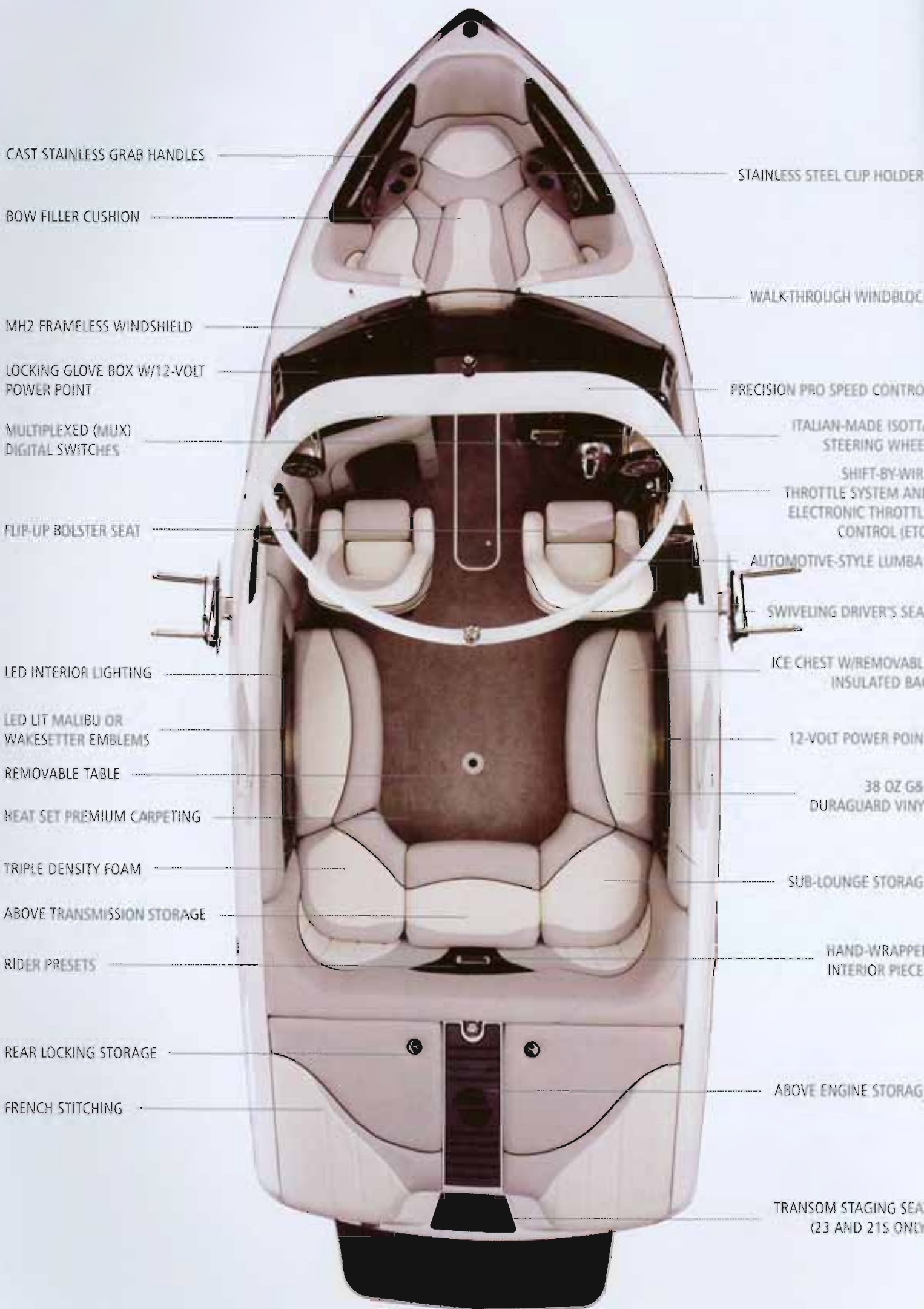


# PUSHING LIMITS

**IT'S NOT JUST AN EMPTY TAG LINE.** While other inboard manufacturers stay in a comfort zone ruled by tradition and lack of imagination, Malibu embraces uninhibited innovation driven by the boat owner's needs. We transform unique ideas into concepts that elevate boat ownership to new heights. One-of-a-kind industry developments like forward-swept cast aluminum wakeboard towers, frameless vented windshields, signature Corvette boat pieces and customizable dash systems are all evidence of our striving for the extraordinary.







CAST STAINLESS GRAB HANDLES

BOW FILLER CUSHION

MH2 FRAMELESS WINDSHIELD

LOCKING GLOVE BOX W/12-VOLT POWER POINT

MULTIPLEXED (MUX) DIGITAL SWITCHES

FLIP-UP BOLSTER SEAT

LED INTERIOR LIGHTING

LED LIT MALIBU OR WAKESITTER EMBLEMS

REMOVABLE TABLE

HEAT SET PREMIUM CARPETING

TRIPLE DENSITY FOAM

ABOVE TRANSMISSION STORAGE

RIDER PRESETS

REAR LOCKING STORAGE

FRENCH STITCHING

STAINLESS STEEL CUP HOLDER

WALK-THROUGH WINDBLOC

PRECISION PRO SPEED CONTROL

ITALIAN-MADE ISOTTI STEERING WHEEL

SHIFT-BY-WIRE THROTTLE SYSTEM AND ELECTRONIC THROTTLE CONTROL (ETC)

AUTOMOTIVE-STYLE LUMBAR

SWIVELING DRIVER'S SEAT

ICE CHEST W/REMOVABLE INSULATED BASKET

12-VOLT POWER POINT

38-OZ G8 DURAGUARD VINYL

SUB-LOUNGE STORAGE

HAND-WRAPPED INTERIOR PIECE

ABOVE ENGINE STORAGE

TRANSOM STAGING SEAT (23 AND 21S ONLY)



# INTERIOR



**MORE IS MORE.** Malibu Boats designers have created a place more desirable than anywhere else on the water, with the helm seat as the focal point. The in-dash LCD, MUX Switches, available Malibu-Rockford Fosgate Sound System controls, and the available keyless ignition, come together in a hand-wrapped, chrome-studded command center that leaves you wanting nothing except more time on the water. Conveniently located self-draining ice chests are in close proximity to stainless steel cup holders and the removable table. Even loading the ice chest is made easy with a removable Malibu-branded insulated bag.



## EXCLUSIVE SOUND

The available Malibu-Rockford Fosgate Sound System includes a "black box" head unit unique to Malibu, housing 1GB of song memory accompanied by an additional Malibu-branded 1GB pocket drive. The position-optimized Rockford Fosgate Speakers and amps that make this system rock are also exclusive to Malibu Boats. You won't find an audio experience like this in any other boat.





**CONSTRUCTION.** Malibu Boats is a custom boat manufacturer and while each Malibu is unique they all benefit from the same proven manufacturing practices. [A] In-house fabrication and [B] CNC signature parts ensure the consistent quality. [C] Malibu dedicates a day of the production process to Mold Maintenance to guarantee a flawless exterior finish. [D] Gel coat application is a meticulously-sprayed 10-step ArmorCote process backed with an exclusive, pure vinyl ester barrier coat and 3 oz. skin coat prior to the [E] hand laid fiberglass procedure. [F] Malibu's Fiberglass Engine Chassis System (FibECS) allows for the engine to be through-bolted and the load to be dispersed over a large area, for a durable foundation, less vibration and quiet operation. [G] Plush boat materials like Duraguard Vinyl are sliced into intricate patterns on an automated cutter. [H] Interior elements like the dash are hand-wrapped in the resulting 38 oz. vinyl pieces. [I] Once construction is complete, every Malibu boat is subjected to a 46-point quality assurance test on the water. Every boat system is tested, from ballast operation to tight turning to throttle response and top speed.











POWER & PERFORMANCE

**POWERFUL PERFORMANCE.** Each Malibu boat is optimized for power and peak performance. Malibu boats are individually engineered for specific water sports all along the wake spectrum. At the same time, these boats slide effortlessly between disciplines for multi-sport accommodation. The power behind this versatility and performance is a line of multi-port fuel injected power offerings from Indmar. Other manufacturers design one-size-fits-all models catering to the lowest common denominator. Malibu Boats challenge limitations and expands your water sports ability.



#### SURF'S UP OR DOWN IT'S YOUR CHOICE

If you want total greater versatility, including slalom, we suggest our Diamond or Cut Diamond hull. If you prefer big wake disciplines like surfing, choose the Malibu Wake Hull. These hulls give you the advantage of precise design when you need it, but let you do it all.

#### TWEAK YOUR RUDDER


Each Malibu boat comes with an adjustable rudder to customize performance. Adjust the torque of the rudder for the perfect pull or driving preference with the simple twist of an Allen wrench.



**MALIBU POWER.** Malibu fires pure American muscle with exclusive power from Indmar. Malibu's Corvette Limited Edition Sport-V 200 delivers 305 horsepower and 470 lb. ft. of torque from the exclusive LS7 Corvette engine. The 6.2L Hammerhead 383 is 400 horsepower and produces 420 foot-pounds of torque. Capped with Malibu's exclusive Imake plinum, the 382 sports Indmar's high flow multi-port induction system, GM's FastBurn aluminum heads and Indmar spec cam with 1.6:1 roller rockers for less friction and more power. The Monsoon 350 5.7L Vortec delivers out of the hole with 397 foot-pounds of torque and 350 horsepower. Indmar's ETX/CAT one-piece tuned exhaust manifolds reduce emissions to almost nothing on the Hammerhead and Monsoon. The multi-port fuel injected 320 LCR pushes 320 horses, 375 foot-pounds of torque and the latest Delphi ECM running the latest software. Not available in California. The 496 cubic-inch Vortec H100 offers up to 450 horsepower and 325 foot-pounds of torque. 9:1:1 high-compression Vortec breeds turn out more usable power from every fuel charge. These engines are custom calibrated by Indmar for on-water-operation.

#### GORILLA FINS FOR A STRONGER PERFORMANCE

Gorilla fins, standard on all Malibu Sport-V's, offer greater tracking, stability and handling by virtue of their size and custom design. These fins offer the precise handling of direct drive six-drive configuration for even greater versatility.







I NEED A HERO



#### IT'S YOUR TURN

Malibu Boats takes unsung heroes like a steering wheel and a side panel and makes them essential elements of a superior boating experience. Where other manufacturers see cheap and easy, Malibu Boats sees the opportunity for heroics. The sure grip of the Italian-made butta steering wheel and the convenience of the LED-illuminated hand-crafted side panel. Details such as stainless steel cup holder and grab handles, as well as available Rockford Fosgate speakers, make these features heroes in the Malibu story.

**HEROES ARE MADE, NOT BORN.** Malibu heroes are innovations you won't find in other tow boats. Malibu engineers strive to save boat owners from the inconveniences of owning another brand by offering unique, high-quality amenities. They accomplish this goal with exclusive options like the MaliView 6.5" color LCD. This graphical, high-contrast color display allows the driver to monitor and command all of the boat's systems, quickly and easily, and enables video viewing. For forward-thinking owners, Malibu offers a swiveling, bolstered, passenger-side captain's chair known as Sport Seating.



#### **SWITCH TO MALIBU AND STORE GREAT MEMORIES**

Malibu heroes are not just improvements on areas that our competitors neglect. Most are elements the other guys haven't even thought of. Features like standard MUX switches with embedded LCD screens, as well as above-engine and transmission storage, give Malibu boaters the power and space they need to have fun on the water.



**LIVE THE DREAM.** The Corvette is a legacy of pure power, wrapped in sensual good looks, known for pushing the limits of performance, styling and driving pleasure. 2008 revealed another exuberant supplier of Corvette's brand of Americana – the Malibu Corvette Limited Edition Sport-V. This was a Malibu boat that challenged the conventions of traditional boat building with strikingly precise Corvette styling cues and Malibu's extraordinary touches. The Corvette that runs on water is back for the '09 model year.



[C]



[E]



[G]



[B]



[A]



[F]



[D]

**PURE CORVETTE.** This boat has it all: [A] signature body cover; [B] authentic Corvette flags; [C] performance dash; [D] keyless, coded ignition; [E] authentic Corvette rims on the custom Corvette trailer; [F] available 505 horsepower LS7 engine. Malibu's Corvette Limited Edition Sport-V is loaded with astonishing features previously


unseen in the tow boat industry. The Corvette-styled [G] closed bow becomes impressively functional as the bow hood opens to reveal LED lighting, a dual subwoofer high-powered stereo system and specific storage centers. Malibu engineers never limit their thinking, but this Malibu model has limited production.

©2009 Malibu Boats. All rights reserved. The Corvette emblem is a registered trademark of the Chevrolet Motor Division, General Motors Corporation. Malibu Boats is a registered trademark of Malibu Boats, Inc.



NOT EVEN LIFE  
CAN PASS YOU BY  
IN ONE OF THESE.





MAKES LAKES LIE  
AWAKE AT NIGHT.





WAKESSETTER  
**SERIES**



**GOOD THINGS COME IN SMALL PACKAGES.**

The Wakesetter VTX offers professional-level wakeboard performance in a compact, 20-foot package, without losing an ounce of Malibu luxury. You'd better pack a lunch because the big, beautifully-shaped wakes of the VTX will keep you busy all day. What it gives up in seating capacity, it makes up for with as much as 1250 pounds of Malibu Launch System (MLS). The VTX is a wakeboarding machine that seats up to 10 people, but becomes a multi-dimensional water sport boat -- a design that makes it easy to toggle between big air and smooth slalom cuts. It's hard to believe this is a 20-foot boat, until you store it.



**LOOK CLOSELY – EVERYTHING YOU NEED IS THERE**

An oversized captain's chair with flip-up bolster and automotive-style lumbar support places the driver in control central, with an in-dash LCD, digital Medallion gauges and LCD embedded MUX switches. Observers have quick access to a 1.5 cubic foot locking glove box with a 12-volt power point and available auxiliary stereo inputs as well as optional Malibu-Rockford Fosgate Stereo controls in the walk-through. Comes with a 60-quart self-draining ice chest, with removable, insulated bag.



Length 20' / 6.10m Beam 98" / 2.49m  
 Draft 22" / 0.56m Capacity 10 persons  
 Fuel 46 gal. / 174L Weight 3300lbs. / 1500kg



WAKE SETTER

malibu

wakesetter  
VTX





### PEER INTO THE HEART OF LUXURY

Just looking at the interior might lead you to believe this is a luxury boat, not a wakeboard boat. The VLX actually deserves both labels. The design is unlike any other in the Malibu lineup, with a spacious interior that is graced by color accents and amenities galore. This luxury extends to the driver's area as well. From the oversized, bolstered driver's seat to the newly designed, two-toned, hand-wrapped dash and throttle console, there's no mistaking the plush accommodations.




### TAKE A NUMBER – THIS ONE'S A HIT.

The flagship of the Wakesetter series, our 2009 VLX went back to the digital drawing board for this season and has returned to re-define this overachieving line of boats. There couldn't be a wakeboard boat more intuitive and easy to use. It's the only wakeboard boat with push button personal presets for setting wake size and shape. It is the only wakeboard boat that can be equipped with up to 1250 pounds of ballast and a Power Wedge for an additional 1200 pounds of displacement and shape enhancement. The all-new optional MaliView 6.5" color dash display offers easier viewing, systems management and fun video entertainment pushing the VLX to an entirely new level of wakeboarding boat. You don't have to be a pro to know this is cutting edge.



Length 21' 6" / 6.55m Beam 100" / 2.54m  
 Draft 24" / 0.61m Capacity 12 persons  
 Fuel 46 gal. / 174L Weight 3500lbs. / 1633kg





wakesetter  
**VLX**





#### FOCUS

When you need to focus on your next amazing run, choose the staging seat Malibu tooled into the rear deck of the Wakesetter 23 LSV. It's the perfect spot to strap on your board and mentally prepare to stick that next move. If you're driving, you can focus instead on the feel of the Italian-made Ivotta steering wheel and the precise control of a Shift-by-Wire throttle system, or check your rider presets on the in-dash LCD screen or available MalView to aid that peak performance.

**IN THE ZONE.** In 2008 the Wakesetter 23 LSV earned a seventh consecutive Boat of the Year Award for Malibu Boats. With this design Malibu engineers have found that sweet spot combining ride, handling and wakeboard performance. Customize it to fit your needs. This boat can leave the factory with up to 1350 pounds of Malibu Launch System (MLS), a ballast monitoring system, a collapsible Illusion XS wakeboard tower, Rider Presets, Precision Pro Speed Control and even an available Patented Power Wedge. All of these wakeboard features including the bottom of the hull are specifically designed to displace water at wakeboarding speeds. Luxury appointments abound in this award-winning boat, but practicality also finds its place in features like the split-hatch rear locking storage with 37 cubic feet of tank-free space.



Length 23'7.01m Beam 102"7.59m  
 Depth 27"0.69m Capacity 14 persons  
 Fuel 55 gal./200L Weight 3900lb./1769kg





wakesetter  
**23LSV**





**PLAN A PARTY.** You and 15 of your closest friends are required to get the most out of the Wakesetter 247 LSV because this big boy is a stretch limo for a wakeboarding party. Get the celebration started in the luxurious lounge areas and press for more performance out of everyone with up to 1450 pounds of available ballast and an optional Power Wedge. You'll kick up a wall of water to challenge even the laid back crowd. The cab forward design of the 247 LSV maximizes the lounge seating area by 30% over any boat in its class and its extraordinary storage capacity lets you take whatever supplies you think might come in handy, plus all your gear. This is a big boat, but it handles like a performance machine.



#### LOOK AROUND AND AROUND

The side panel is typically an afterthought in a boat. It's a necessity, so most companies throw in a few cup holders and call it good. Malibu's 247 LSV offers stainless steel cup holders, stainless steel grab handles, a 12-volt power point, LED lit Wakesetter shields and available Rockford Fosgate speakers. Every inch of this boat is ready for fun. The bow even transforms into a playpen with the addition of the removable filler cushion. Keep looking. There's always more to see.



Length 24' 1" / 7.50m Beam 102" / 2.59m  
 Draft 27" / 0.69m Capacity 16 persons  
 Fuel 87 gal. / 329L Weight 4000lb. / 1814kg



wakesetter  
**247LSV**









IT'S GOT ALL THE  
QUESTIONS ANSWERED,  
EXCEPT WHY YOU'RE  
NOT DRIVING IT.

RIDE  
**SERIES**









**21vRIDE**





#### ROOM FOR YOU AND YOU AND YOU

The 23 vRide accommodates 14 people and all their stuff. The wrap-around lounge welcomes the crowd with comfortable, ergonomically angled seat backs. The bow offers overflow seating and oversized cup holders within arm's reach. Floors can be kept clear of clutter, thanks to the extensive storage. The locking rear storage area swallows boards, vests, ropes and anything else you need for a tribe of boarders out for a day of extreme performance. The 23 vRide is designed with friends in mind.




**IT REDEFINES "BASICS".** The 23 vRide is a large family boat that will meet a water sports family's needs. In its previous incarnation as a Wakesetter, it has graced the waters of professional tournaments and some of the country's elite wakeboard schools, such as Darin Shapiro's Ride the Spot. With tested and professionally proven performance, the 23 vRide includes everything your family needs at an affordable price. It comes equipped with 400 pounds of Malibu Launch System (MLS) and an Illusion X tower, but you can add another 500-pound center ballast tank and the Patented Power Wedge for even more launch. However you configure it, the 23 vRide will carry 14 people and their gear for a fun day on the water.



Length 23' / 7.03m Beam 100" / 2.54m  
 Draft 23" / 0.69m Capacity 14 persons  
 Fuel 55 gal. / 208L Weight 3500lbs. / 1765kg






23vRIDE



WATER SPORTS ADVANTAGE,  
FAMILY APPRECIATION.







RESPONSE  
**SERIES**





**WORLD CLASS BOAT FOR WORLD CLASS PERFORMANCE.** The Response LXi is the go to boat for slalom skiing and jumping in the Malibu Open. It's the boat that World and Malibu Open Champions like Will Asher and Emma Sheers train behind. Other pros, like Drew Ross and Ron Scarpa, use the Response LXi to train and teach, demonstrating the LXi is as advantageous to beginners as it is to the pros. There's no question, this is the boat you need if you want to improve your performance on the water. The Cut Diamond Hull it sits on is the most popular hull ever created for three-event skiing. Capped by a matching deck and new MH2 frameless windshield, and painted with progressive gel coat graphics, the LXi profile screams performance, while the interior is classic Malibu luxury.



**FORM FOLLOWS FUNCTION**

Whether you break a world record, or reach a new level of competence on the slalom course, the Response LXi is designed to help you realize your potential, no matter what skill level. A true, three-event boat, it will instill the confidence for you to keep growing as a competitor. The dash puts control at the driver's fingertips, and precision driving becomes a true pleasure with Malibu-Medallion instruments and an Italian-made Isotta steering wheel.



Length 20' 6" / 6.25m Beam 9' 3" / 2.87m  
 Draft 22" / 0.56m Capacity 8 persons  
 Fuel 41 gal. / 155L Weight 2890lbs. / 1270kg





response  
**LXi**



**DISTINCTIVE LOOK**

The FXi, our new family-centric Response, has an unmistakably sleek profile easily spotted on the water. The precisely-sculpted Cut Diamond Hull sets it apart from imitators. Coupled with the completely customizable gel coat graphics and the new MH2 frameless windshield, the Response FXi becomes your personal pledge to performance. The handcrafted interior features multiple textures and colors of 38-ounce G&T Marine vinyl, joined by the elegant strength of French stitching. Increased beam and freeboard have enabled Malibu to add more comfort, more luxury and more room to this powerful performer.




**NO ROOM FOR COMPROMISE.** It sounds cliché, but in the case of the Response FXi, it's true. This boat does everything well. It is Malibu's solution for the avid skier's growing family – and changing needs. This cross-over is built on the 20-foot Cut Diamond Hull and powered by a direct-drive multi-port fuel injected engine. This skiing machine features a 98-inch beam and increased freeboard. These specs translate to more performance and more room for family. The FXi is a world-class slalom star, but can also provide big wakes for board sports. Add the Patented Power Wedge and available 400-pound rear ballast to boost the wake. Cap it off with an Illusion XS tower and the younger set will have their wakeboarding boat without compromising your morning ski run.



Length 20' / 6.10m Beam 98" / 2.49m  
 Draft 22" / 0.56m Capacity 10 persons  
 Fuel 48 gal. / 174L Weight 32000lb. / 15000kg





response  
**FXi**





IT'S THE KIND OF BOAT  
YOUR NEIGHBORS OFFER  
TO HELP YOU POLISH.





SUNSCAPE  
**SERIES**

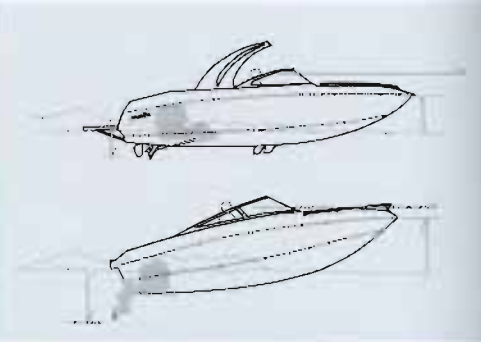


**THE TRUE VALUE OF QUALITY.** Our Sunscape series combines performance, convenience and fun in a design that has clearly eclipsed I/O performance, comfort and safety. The discriminating boating family will appreciate the spacious wrap-around lounges, heat-set carpeting, removable refreshment tables, pop-up pylons, theater-style LED interior lighting and optional sport seating. These are just some of the features that make up the luxury in LSV. Performance built into this series includes features like series-specific hull design, the Shift-by-Wire throttle system, Gorilla Fins, Precision Pro speed control and factory presets with Auto Wedge. With these boats, you can enjoy time with your family for all their water sports. Ski, wakeboard, cruise to your favorite lakeside café, or do it all in the same day.



**SAFETY ISN'T A LUXURY**

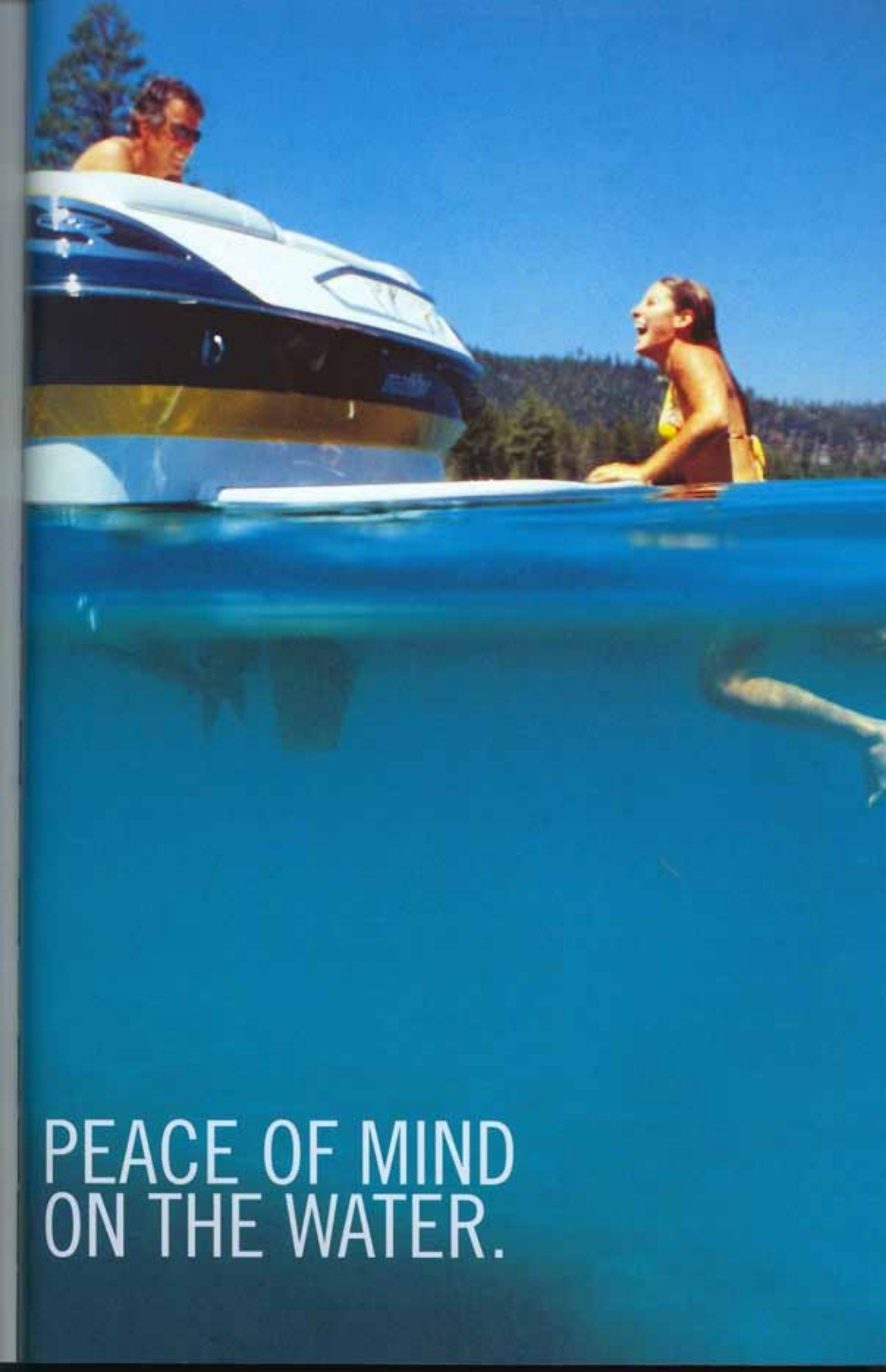
It's a given. It's not up for discussion. Malibu's Sport V design is clearly superior to an I/O in very specific ways. Visibility: you'll never lose sight of the horizon, or risk not seeing a fallen skier, even staying seated. Safety: The Malibu Luxury Sport V propulsion system is tucked neatly under the hull -- not hanging out there where anyone swimming close to the boat risks accident and injury.



**SUPERIOR HANDLING.** Ever noticed those wide I/O turns? The tight, easily controlled high speed turns of a Luxury Sport-V and precise, slow-speed maneuvering make Malibu boats fun and easy to drive. Our hull design,

with its unique tracking fins, turns on a dime. Even better, our hull configuration allows you to pull right up onto the beach. No reservations necessary. Safer and easier to handle. What more do you need to know?





PEACE OF MIND  
ON THE WATER.





**BIG ON FUN.** At 20 feet long, exactly, the Sunscape 20 LSV is the smallest in Malibu's LSV line, but it packs huge enjoyment. The boat feels big because our engineers have given it a generous 8.2 feet of beam. Still, you'd be hard pressed to call a boat with 130 square feet of interior, that can hold up to 11 people, 'small.' The Cut Diamond hull is designed for ride and water sports performance with a running surface specifically built to command the flow of water and create a soft, flat wake. The result – an agile v-drive that chews up the course and delivers direct-drive-like performance.



#### MOVE OVER ROVER

Get ready to park your car in the driveway because your new Sunscape 20 LSV is moving in. A boat this nice shouldn't be left out in the elements and the removable swim platform makes it easy to put away. Even in storage, it's clear the 20 LSV interior is a refuge. Removable table, oversized stainless steel cup holders, 60 quart ice chest, tuck and mill style upholstery and seats stuffed with three densities of foam; these are the ingredients for relaxation wherever you are.



Length 20'/6.10m Beam 85"/2.49m  
 Depth 22"/0.56m Capacity 11 persons  
 Fuel 46 gal./174L Weight 3200lbs./1500kg





sunscape  
**20LSV**





#### FAMILY FRIENDLY OPTIONS

Malibu's retractable swimstep ladder option makes getting out of the water easy for everyone. Everything about this line of boats is focused on luxury, performance, convenience, safety and fun. The removable table is another option that embraces easy entertainment. Use it for snacks or games, then stow it in its custom rack in the main storage area. Crank up video on the new optional MaluView 6.5" LCD screen and relax. Life is good.

### NEVER LEAVE WELL ENOUGH ALONE.

The Sunscape 21 LSV has been one of the most popular Luxury Sport-V's sold in the past decade, but our engineers could not resist. The name remains the same, but everything else about this boat has been re-engineered. Its new 21.5-foot Diamond Hull is designed to flatten and soften the wakes at skiing speeds as well as improve handling and ride. And the straight chine design perpetuates this boat's extreme agility and provides a superior rough-water ride. We've added three inches to its length in the interior, and an extra inch of width, maximizing every square inch of this comfortable, storage-laden boat. The new hand-wrapped dash nicely showcases the in-dash Graphical LCD and MUX digital switch panels.



Length 21' 8" / 6.55m Beam 100" / 2.54m  
 Draft 24" / 0.61m Capacity 12 persons  
 Fuel 46 gal / 174L Weight 3400lbs / 1633kg





sunscape  
**21 LSV**



**BRING IT.** The Sunscape 23 LSV welcomes rough water thanks to a deck and Diamond Hull modeled from scratch in a 3D environment. All shapes and angles were created with the goal of perfect handling and smooth ride in mind, and the first time you drive one it's clear that goal was reached. With an intuitive response to your touch, this boat doesn't just look dreamy – it also handles like a dream. As for those dreamy looks, the 23 LSV comes loaded with our new generation features, like the MH2 frameless windshield, a completely new performance dash with LCD-embedded MUX switches, a Malibu-Rockford Fosgate sound system with two gigs of song memory and built-in MP3 player connectivity, plus a transom staging seat. Roughing it has taken on new meaning.




#### INTERIOR AS ART

The elements of this boat's interior elevate design from mere functionality to art. Soft to the touch, yet durable, panels of multi-textured vinyls encase three densities of foam comfort. Joined by perfectly aligned seams and well-placed piping, it's clear this boat was built with pride and artistry. Attractive as it is, our upholstery exceeds marine demands for curability. Yet, despite its resiliency, you know some Malibu owners hesitate to walk over it. So, we created an available worry-free, removable rear sundeck walk-over.



Length 23'7.01m Beam 102"72.59m  
 Draft 22"0.49m Capacity 14 persons  
 Fuel 55 gal./208L Weight 1800lbs./772kg





sunscape  
**23LSV**





**ABUNDANT CHOICES**

The Malibu boating lifestyle is about a shared experience, however you define it. Our optional Sport Seating offers the observer the independence of a swiveling captain's seat, and the ability to be part of the boat's common lounge area when not on duty. The voluminous 120-quart capacity ice chest comes with a removable liner for easy loading and unloading, and is split into two compartments for beverage and food separation. Conveniently located behind the driver's seat, it will be popular with a capacity crowd aboard.



**YOUR LIMO HAS ARRIVED.** Big can also be graceful, and the standout Sunscape 247 LSV is both. Large enough to comfortably carry 16 people and all their gear, it's hard to believe how spacious this boat really is. The cab-forward design has increased lounge space by 30 percent – more than any boat in this class. As large as it is, this boat remains nimble and responsive, thanks to our Malibu hull design. Optimized for a smooth, rough-water ride, we expect you to take full advantage of the amenities such as the 120-quart food and drink storage, stainless cup holders, LED interior lighting, Precision Pro Speed Control and Malibu-Rockford Fosgate sound system. Someone will want to drive – but you may prefer to sit back and enjoy the ride.



Length 24' 7" / 7.50m Beam 102" / 2.59m  
 Draft 27" / 0.69m Capacity 16 persons  
 Fuel 87 gal./329L Weight 3900lbs./1769kg






sunscape  
**247LSV**



**SALTWATER PACKAGE.** Malibu's saltwater package handles the rigors of saltwater use with corrosion-resistant components you simply won't find in a typical family runabout. For starters, the Malibu/Indmar engine is marinized for saltwater duty with a full, freshwater cooling system including the exhaust manifolds. The engine, transmission mounts, flanges, thermostat housing, alternator brackets, exhaust manifolds and risers are all e-coated for extreme protection from saltwater environments.



All engine fasteners are stainless steel or SpectraMATE 25 coated with a 500-hour saltwater exposure rating. The package includes a sacrificial anode strategically placed on the transom between the exhaust ports and grounded to the engine with another installed on the prop shaft between the strut and the bottom of the

boat. The saltwater package offers stainless components throughout the boat, including: swimstep brackets, steering assembly, pylori assembly, gauge panel frame and glove box door. The package also includes sealed waterproof connectors on wiring harnesses throughout the boat.



WE JUST OPENED UP  
THREE QUARTERS OF  
THE WORLD TO YOU.





**OWNERSHIP.** Malibu Boats treats owners like family because they are. We encourage a trip to the factory so owners can see their boat being built and meet the people building it. If they can't make it we send pictures. As far as we're concerned, you're family. That's why every Malibu boat is covered by a transferable limited lifetime warranty that guarantees structural integrity.

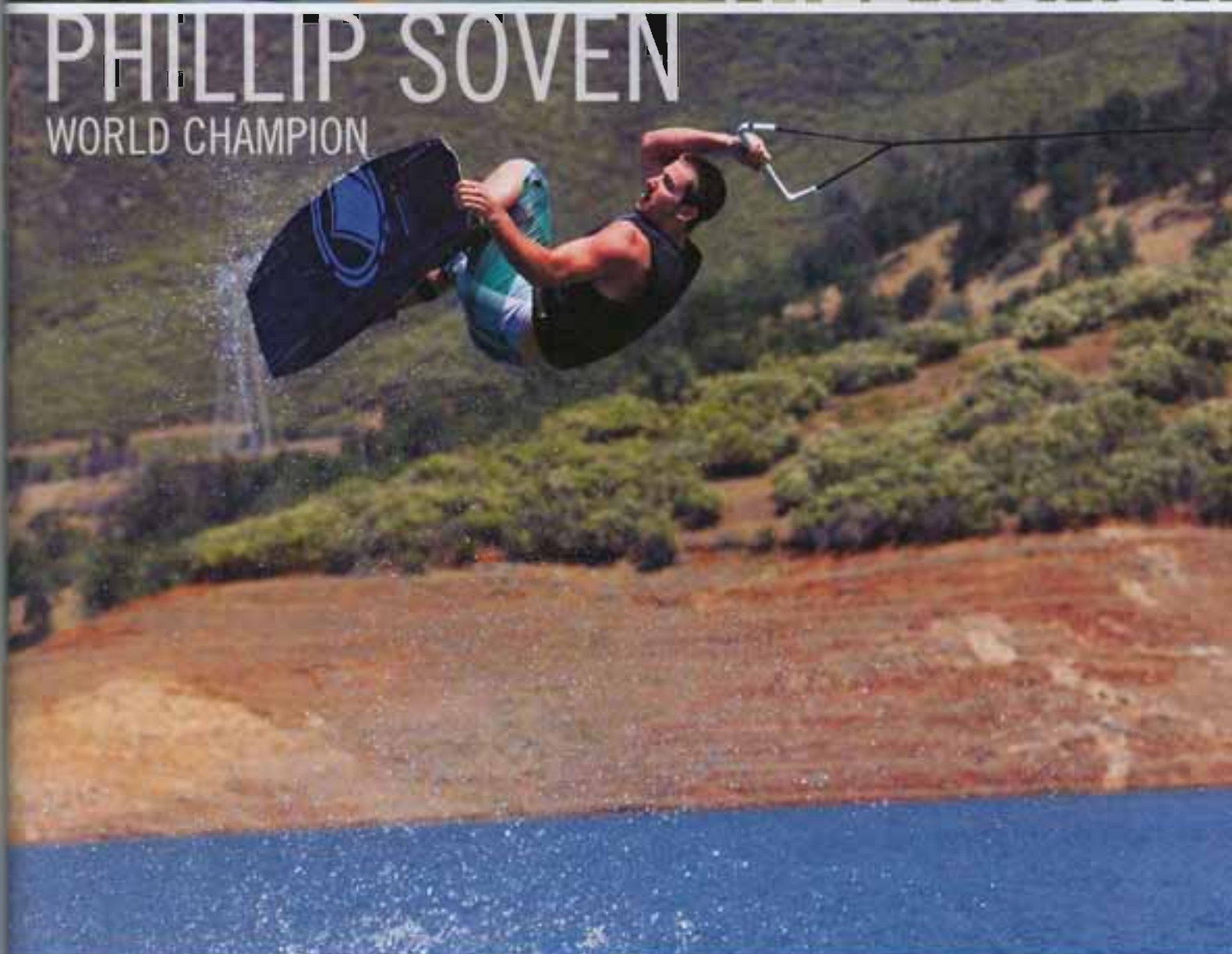


You can learn about these owner benefits and keep up on Malibu Boats news through the retail Web site, blog and MySpace page. And for those owners who choose to join Club Malibu, exclusive merchandise, discounts and VIP treatment at Malibu events are available. To learn more about the family experience visit [www.malibuboats.com](http://www.malibuboats.com).





WORLD CHAMPION  
**WILL ASHER**



**PHILLIP SOVEN**  
WORLD CHAMPION

**BLOOD IS THICKER ON WATER.** At Malibu Boats we invest in the right athletes to represent us as a company, not just further our brand. Malibu evaluates our team on character and how they fit into the Malibu family. It is not all about credentials and past accomplishments, although it's not surprising those professionals strong on character and talent end up becoming world champions behind a Malibu boat. Athletes like Pro Slalom Skier Will Asher and Pro Rider Phillip Soven and their world championship runs prove that theory.





1. Titan Series III Tower: Titan accentuates Malibu's boat lines with the use of bends and angles in unparalleled 2" steel tubing. Convenient breakdown, stability and strength remain its trademark. Available with built-in navigation light.

2. Docking Lights: Optional docking lights feature 18 bright white LEDs to emit an "X" shaped beam of light. Expands the visible area and consumes much less power than a traditional halogen light.

3. Rockford Fosgate® M2 12" Subwoofer: Add some bump to your Malibu boat. Designed for free air/infinite baffle applications. UV and moisture resistant to assure great performance in harsh marine environments.

4. Extreme Malibu Wheel: Stand out from the pack and enhance your rig's package with custom Malibu-branded billet rims available on Extreme trailers.

5. Fiberglass Swim Step: Malibu fiberglass swim platforms have been designed with a slight rocker to accommodate wakeboard and ski fins and to eliminate maintenance associated with wood platforms.

6. MaliView: MaliView presents critical boat system information on a large 6.5" graphical color hard-coated anti-reflective screen. Cruise control, Rider Presets, depth, Power Wedge position, stereo controls and ballast levels as well as video, both saved and live, are just some of MaliView's features.

7. Swimstep Lights: Increase your boat's glow on the water with Malibu's optional bright white lights mounted on the transom beneath the swimstep. Each of the two lights contain 9 LEDs rated at 1159 lumens.

8. Pull-up Cleat: Malibu-branded custom pull-up cleats are available for any Malibu boat to provide convenient tie-down locations.

9. Illusion X Tower: Standard on both Ride Series models, the Illusion X is equipped with a built-in navigation light and a Quick Pin Release System.

10. Pop-up Bow Light: Add a Pop-up Bow Light to your Malibu boat for safe maneuvering at night. Pops below the deck during the day

11. Ladder: Malibu's retractable swimstep ladder is a family-friendly option that makes the trip from the water to the swimstep effortless and safe. And when the ladder is not in use it can be retracted beneath the swimstep. A must-have.

12. Billet Glove Box Door: Our billet glove box door is machined from a solid piece of aluminum, then chromed. Optional on all 20 and 24 foot models.

13. Illusion XS Tower: A forward-swept wakeboard tower with a serrated back edge, made of cast aluminum. Equipped with a built-in navigation light and a Quick Pin Release System. Standard on all Wakesetter models and optional on all Sunscapes.





14. Driver's Seat Heater: Keep the driver warm and comfortable. Available on all models.

15. Rockford Fosgate® M2 Full-Range Speakers: Found only in a Malibu. Perfect for anyone looking to add some PUNCH to their boat. UV and moisture resistant to assure great performance in harsh marine environments.

16. Carpet Saver. Maintain the beauty of your boat's carpeting by installing a Malibu Carpet Saver custom fit for each Malibu Boat.

17. Titan Swivel Wakeboard Rack: Custom made by Titan for use on the Titan or Illusion family of towers: one of the most durable and user-friendly in the industry. Push one button to rotate the rack into the boat for loading and

unloading. Push and rotate again to return the rack to the locked traveling position.

18. Patented Power Wedge: A uni-foil design, constructed out of precisely welded stainless steel. Generates 400 to 1200 pounds of displacement and changes the shape of the wake. Foil position is monitored at the dash.

19. Launch Seats: Add additional seating to your direct-drive with Malibu Launch Seats placed on either side of the motor box.

20. STE Exhaust Tips: All of the performance and the stainless steel look without the noise. STE Exhaust Tips are built with specially designed baffles to reduce engine noise without any degradation in performance.

21. Rockford Fosgate® Amps: The power behind Malibu Boats sound is Rockford Fosgate. Available 400- and 500- watt RF amps supply the clean reliable PUNCH that you want for a day on the water.

22. Sport Seating: Swiveling captain's chair on the observer's side offers the option of facing forward or back. This optional seat comes standard with a flip-up bolster as well as automotive-style lumbar. Available in all v-drives.

23. The Wedge: Exclusive hydro foil technology turns any Malibu boat into a wakeboarding machine. Offers 1000 pounds of displacement, effortless operation, superior handling and welded stainless steel construction.

24. Malibu-Rockford Fosgate Sound System Transom Remote: Crank your favorite tunes before your turn behind the boat. Song selection, volume, tuning, you can control it all from the swimstep with a transom remote.

25. Malibu-Rockford Fosgate Sound System: Exclusive to Malibu Boats, this system includes 2 gigs of storage. Also offers 45 x 4 watts of power, an AM/FM tuner, a unique two-line display, a CD-changer control, two pre-outs, and is Sirius® ready.

26. Oversized Stainless Steel Cup Holders: Built to withstand the rigors of marine use and easy to keep clean. Standard on Wakesetter, Response and Luxury Sport-V Series boats.





(S) : Standard  
(O) : Options  
(M) : MLS Malibu Laser System  
(n/a) : Not Available

BOAT MODELS

|  | RESPONSE FXi | RESPONSE LXi | SUNSCAPE 20 LSV | SUNSCAPE 21 LSV | SUNSCAPE 21 LSV | SUNSCAPE 247 LSV | 21 VRIDE      | 23 VRIDE      | WAKESSETTER VTX | WAKESSETTER VLX | WAKESSETTER 23 LSV | WAKESSETTER 247 LSV | CORVETTE |
|--|--------------|--------------|-----------------|-----------------|-----------------|------------------|---------------|---------------|-----------------|-----------------|--------------------|---------------------|----------|
| <b>ENGINES</b>   | <b>RFXi</b>  | <b>RLXi</b>  | <b>S20L</b>     | <b>S21L</b>     | <b>S23L</b>     | <b>S247L</b>     | <b>21Ride</b> | <b>23Ride</b> | <b>WVTX</b>     | <b>WVLX</b>     | <b>WLSV</b>        | <b>W247L</b>        | Corvette |
| Malibu LCR 320 h.p. EFI (Not Available in CA)  | Std          | Std          | Std             | Std             | n/a             | n/a              | Std           | Std           | Std             | Std             | n/a                | n/a                 | n/a      |
| Malibu Monsoon 350 h.p. EFI-CAT  | Opt          | Opt          | Opt             | Opt             | Std             | n/a              | Opt           | Opt           | Opt             | Opt             | Std                | n/a                 | n/a      |
| Hammerhead 383, 400 h.p. EFI-CAT   | Opt          | Opt          | Opt             | Opt             | Opt             | Std              | Opt           | Opt           | Opt             | Opt             | Opt                | Std                 | Std      |
| Malibu 8100 Vortex 450 h.p. EFI  | n/a          | n/a          | n/a             | n/a             | Opt             | Opt              | n/a           | n/a           | n/a             | n/a             | Opt                | Opt                 | n/a      |
| Corvette LS7 505 h.p.  | n/a          | n/a          | n/a             | n/a             | n/a             | n/a              | n/a           | n/a           | n/a             | n/a             | n/a                | n/a                 | Z06      |
| <b>GEL COAT OPTIONS</b>  | <b>RFXi</b>  | <b>RLXi</b>  | <b>S20L</b>     | <b>S21L</b>     | <b>S23L</b>     | <b>S247L</b>     | <b>21Ride</b> | <b>23Ride</b> | <b>WVTX</b>     | <b>WVLX</b>     | <b>WLSV</b>        | <b>W247L</b>        | Corvette |
| Classic Color Composition (unlimited colors)   | n/a          | n/a          | Std             | Std             | Std             | Std              | n/a           | n/a           | Opt             | Opt             | Opt                | Opt                 | n/a      |
| Gel Coat Accents Above Rub Rail on Deck (unlimited colors)   | Std          | Std          | Std             | Std             | Std             | Std              | Std           | Std           | Std             | Std             | Std                | Std                 | n/a      |
| Progressive Color Composition (unlimited colors)   | Std          | Std          | Opt             | Opt             | Opt             | Opt              | n/a           | n/a           | Std             | Std             | Std                | Std                 | n/a      |
| Ride Series Color Composition (unlimited colors)   | n/a          | n/a          | n/a             | n/a             | n/a             | n/a              | Std           | Std           | n/a             | n/a             | n/a                | n/a                 | n/a      |
| Solid Color Composition (unlimited colors)   | Opt          | Opt          | Opt             | Opt             | Opt             | Opt              | Opt           | Opt           | Opt             | Opt             | Opt                | Opt                 | n/a      |
| <b>ENGINE OPTIONS</b>  | <b>RFXi</b>  | <b>RLXi</b>  | <b>S20L</b>     | <b>S21L</b>     | <b>S23L</b>     | <b>S247L</b>     | <b>21Ride</b> | <b>23Ride</b> | <b>WVTX</b>     | <b>WVLX</b>     | <b>WLSV</b>        | <b>W247L</b>        | Corvette |
| Dual In-line Baffle Type Mufflers  | Std          | Std          | n/a             | n/a             | n/a             | n/a              | n/a           | n/a           | n/a             | n/a             | n/a                | n/a                 | n/a      |
| Flush Kit  | Opt          | Opt          | Opt             | Opt             | Opt             | Opt              | Opt           | Opt           | Opt             | Opt             | Opt                | Opt                 | Opt      |
| Fresh Water Cooling (Monsoon, LCR, Hammerhead, 8.1, LS7)   | Opt          | Opt          | Opt             | Opt             | Opt             | Opt              | Opt           | Opt           | Opt             | Opt             | Opt                | Opt                 | Opt      |
| Saltwater Engine Upgrade (Monsoon, LCR, Hammerhead, 8.1, LS7)  | Opt          | Opt          | Opt             | Opt             | Opt             | Opt              | Opt           | Opt           | Opt             | Opt             | Opt                | Opt                 | Opt      |
| Saltwater Package  | Opt          | Opt          | Opt             | Opt             | Opt             | Opt              | Opt           | Opt           | Opt             | Opt             | Opt                | Opt                 | Opt      |
| Silent Rider Mufflers  | Opt          | Opt          | Std             | Std             | Std             | Std              | Std           | Std           | Std             | Std             | Std                | Std                 | Std      |
| Stainless Steel Corvette-Style Exhaust Tips  | n/a          | n/a          | n/a             | n/a             | n/a             | n/a              | n/a           | n/a           | n/a             | n/a             | n/a                | n/a                 | Std      |
| Stainless Steel Underwater Gear  | n/a          | n/a          | n/a             | n/a             | n/a             | n/a              | n/a           | n/a           | n/a             | n/a             | n/a                | n/a                 | Std      |
| STF (Silent Tip Exhaust)   | Opt          | Opt          | Opt             | Opt             | Opt             | Opt              | Opt           | Opt           | Opt             | Opt             | Opt                | Opt                 | n/a      |
| Water Cooled Shaft Seal  | Opt          | Opt          | Opt             | Opt             | Opt             | Opt              | Opt           | Opt           | Opt             | Opt             | Opt                | Opt                 | Opt      |
| <b>STEREO OPTIONS</b>  | <b>RFXi</b>  | <b>RLXi</b>  | <b>S20L</b>     | <b>S21L</b>     | <b>S23L</b>     | <b>S247L</b>     | <b>21Ride</b> | <b>23Ride</b> | <b>WVTX</b>     | <b>WVLX</b>     | <b>WLSV</b>        | <b>W247L</b>        | Corvette |
| Additional Malibu Rear Lounge Stereo Remote Control  | Opt          | Opt          | Opt             | n/a             | n/a             | Opt              | n/a           | n/a           | Opt             | n/a             | n/a                | Opt                 | Std      |
| Additional Malibu Transom Stereo Remote Control  | Opt          | Opt          | Opt             | Opt             | Opt             | Opt              | Opt           | Opt           | Opt             | Opt             | Opt                | Opt                 | n/a      |
| Malibu 6-Disc Changer  | Opt          | Opt          | Opt             | Opt             | Opt             | Opt              | Opt           | Opt           | Opt             | Opt             | Opt                | Opt                 | Opt      |
| Malibu Stereo 1 GB Mem/USB Port/Pod plug-in? GB custom Malibu USB Pocket drive w/4 Rockford Fosgate Sp | Opt          | Opt          | Opt             | Opt             | n/a             | n/a              | Opt           | Opt           | Opt             | Opt             | Opt                | Opt                 | n/a      |
| Malibu Stereo 1 GB Mem/USB Port/Pod plug-in? GB custom Malibu USB Pocket drive w/4 Rockford Fosgate Sp | n/a          | n/a          | n/a             | Opt             | Std             | n/a              | Opt           | Opt           | n/a             | Opt             | Opt                | Opt                 | n/a      |
| Malibu Stereo 1 GB Mem/USB Port/Pod plug-in? GB custom Malibu USB Pocket drive w/8 Rockford Fosgate Sp | n/a          | n/a          | n/a             | n/a             | n/a             | Std              | n/a           | n/a           | n/a             | Opt             | n/a                | Opt                 | Std      |
| Rockford Fosgate 12" Subwoofer and Amp   | Opt          | Opt          | Opt             | Opt             | Opt             | Opt              | Opt           | Opt           | Opt             | Opt             | Opt                | Opt                 | Opt      |
| Rockford Fosgate 4 Channel Amp (450 Watts)   | Opt          | Opt          | Opt             | Opt             | Opt             | Opt              | Opt           | Opt           | Opt             | Opt             | Opt                | Opt                 | Opt      |
| Sirius Satellite Radio w/Antenna and 6-month subscription  | Opt          | Opt          | Opt             | Opt             | Opt             | Opt              | Opt           | Opt           | Opt             | Opt             | Opt                | Opt                 | Opt      |
| Speakers - (4) Rockford Fosgate, installed by factory  | Opt          | Opt          | Opt             | Opt             | n/a             | n/a              | Opt           | Opt           | Opt             | Opt             | Opt                | Opt                 | n/a      |
| Speakers - (6) Rockford Fosgate, installed by factory  | n/a          | n/a          | n/a             | Opt             | n/a             | n/a              | Opt           | Opt           | n/a             | Opt             | Opt                | n/a                 | n/a      |
| Speakers - (8) Rockford Fosgate, installed by factory  | n/a          | n/a          | n/a             | n/a             | n/a             | n/a              | n/a           | n/a           | n/a             | Opt             | n/a                | Opt                 | n/a      |
| <b>DASH OPTIONS</b>  | <b>RFXi</b>  | <b>RLXi</b>  | <b>S20L</b>     | <b>S21L</b>     | <b>S23L</b>     | <b>S247L</b>     | <b>21Ride</b> | <b>23Ride</b> | <b>WVTX</b>     | <b>WVLX</b>     | <b>WLSV</b>        | <b>W247L</b>        | Corvette |
| 5" Medallion Servo Driven Speedometer and Tachometer Gauges  | Std          | Std          | Std             | Std             | Std             | Std              | Std           | Std           | Std             | Std             | Std                | Std                 | Std      |
| Bilge Monitoring System (BMS)  | n/a          | n/a          | n/a             | n/a             | n/a             | n/a              | Std           | Std           | Std             | Std             | Std                | Std                 | n/a      |
| Chromed Billet Glove Box Door  | Opt          | Opt          | Opt             | Opt             | Opt             | Opt              | n/a           | n/a           | Opt             | Opt             | Opt                | Opt                 | n/a      |
| Color Matched Sport Stroud Stitching   | Opt          | Opt          | Opt             | Opt             | Opt             | Opt              | n/a           | n/a           | Opt             | Opt             | Opt                | Opt                 | n/a      |
| Corvette Steering Wheel  | n/a          | n/a          | n/a             | n/a             | n/a             | n/a              | n/a           | n/a           | n/a             | n/a             | n/a                | n/a                 | Std      |
| Custom Sport Stroud (optional dash)  | Opt          | Opt          | Opt             | Opt             | Opt             | Opt              | n/a           | n/a           | Opt             | Opt             | Opt                | Opt                 | n/a      |
| Depth Finder Module  | Opt          | Opt          | Opt             | Opt             | Opt             | Opt              | Opt           | Opt           | Opt             | Opt             | Opt                | Opt                 | Std      |
| In Dash Graphical LCD  | Std          | Std          | Std             | Std             | Std             | Std              | Std           | Std           | Std             | Std             | Std                | Std                 | Std      |
| Isotta Steering Wheel  | Std          | Std          | Std             | Std             | Std             | Std              | n/a           | n/a           | Std             | Std             | Std                | Std                 | n/a      |
| Keyless Ignition (optional)  | n/a          | n/a          | n/a             | Opt             | n/a             | n/a              | n/a           | n/a           | n/a             | Opt             | n/a                | n/a                 | Std      |
| MalView (6.5" Dash Display System)   | Opt          | Opt          | Opt             | Opt             | Opt             | Opt              | n/a           | n/a           | Opt             | Opt             | Opt                | Opt                 | n/a      |
| MUX Switch Panels  | Std          | Std          | Std             | Std             | Std             | Std              | n/a           | n/a           | Std             | Std             | Std                | Std                 | Std      |
| Presets  | Std          | Std          | Std             | Std             | Std             | Std              | n/a           | n/a           | Std             | Std             | Std                | Std                 | Std      |
| Rear Lounge MUX Switch Bank  | n/a          | n/a          | n/a             | Opt             | Opt             | n/a              | n/a           | n/a           | n/a             | Opt             | Opt                | n/a                 | n/a      |
| Shift by-wire Throttle System  | Std          | Std          | Std             | Std             | Std             | Std              | n/a           | n/a           | Std             | Std             | Std                | Std                 | Std      |
| Two-Tone Dash  | n/a          | n/a          | n/a             | n/a             | n/a             | n/a              | n/a           | n/a           | n/a             | n/a             | n/a                | n/a                 | Z06      |
| <b>CRUISE CONTROL OPTIONS</b>  | <b>RFXi</b>  | <b>RLXi</b>  | <b>S20L</b>     | <b>S21L</b>     | <b>S23L</b>     | <b>S247L</b>     | <b>21Ride</b> | <b>23Ride</b> | <b>WVTX</b>     | <b>WVLX</b>     | <b>WLSV</b>        | <b>W247L</b>        | Corvette |
| Prohibit Pro Speed Control   | Std          | Std          | Std             | Std             | Std             | Std              | Std           | Std           | Std             | Std             | Std                | Std                 | Std      |
| Zero Off Wakeboard System  | Opt          | Opt          | Opt             | Opt             | Opt             | Opt              | Opt           | Opt           | Opt             | Opt             | Opt                | Opt                 | Opt      |
| Zero Off Pro System  | Opt          | Opt          | Opt             | Opt             | Opt             | Opt              | n/a           | n/a           | Opt             | Opt             | Opt                | Opt                 | Opt      |
| <b>ADDITIONAL OPTIONS</b>  | <b>RFXi</b>  | <b>RLXi</b>  | <b>S20L</b>     | <b>S21L</b>     | <b>S23L</b>     | <b>S247L</b>     | <b>21Ride</b> | <b>23Ride</b> | <b>WVTX</b>     | <b>WVLX</b>     | <b>WLSV</b>        | <b>W247L</b>        | Corvette |
| Above Engine Storage Bin   | n/a          | n/a          | Std             | Std             | Std             | Std              | Std           | Std           | Std             | Std             | Std                | Std                 | n/a      |



| RESPONSE #0 | RESPONSE LXI | SUNSCAPE Z0 LSV | SUNSCAPE Z1 LSV | SUNSCAPE Z3 LSV | SUNSCAPE Z47 LSV | Z1 VRIDE | Z3 VRIDE | WAKESETTER VTX | WAKESETTER VLX | WAKESETTER Z3 LSV | WAKESETTER Z47 LSV | CORVETTE |
|-------------|--------------|-----------------|-----------------|-----------------|------------------|----------|----------|----------------|----------------|-------------------|--------------------|----------|
|-------------|--------------|-----------------|-----------------|-----------------|------------------|----------|----------|----------------|----------------|-------------------|--------------------|----------|

|     |     |     |     |     |     |     |     |     |     |     |     |     |
|-----|-----|-----|-----|-----|-----|-----|-----|-----|-----|-----|-----|-----|
| Opt | Opt | Opt | Opt | Opt | Opt | Opt | Opt | Opt | Opt | Opt | Opt | Opt |
| Std | Std | Std | Std | Std | Std | Std | Std | Std | Std | Std | Std | n/a |
| Std | Std | Std | Std | Std | Std | Std | Std | Std | Std | Std | Std | n/a |
| Opt | Opt | Opt | Opt | Opt | Opt | Opt | Opt | Opt | Opt | Opt | Opt | Opt |
| Std | Std | Std | Std | Std | Std | Std | Std | MLS | MLS | MLS | MLS | n/a |
| n/a | n/a | n/a | n/a | n/a | n/a | n/a | n/a | n/a | n/a | n/a | n/a | Z06 |
| Std | Std | Std | Std | Std | Std | Std | Std | Std | Std | Std | Std | Std |
| n/a | n/a | n/a | n/a | n/a | n/a | n/a | n/a | n/a | n/a | n/a | n/a | Std |
| n/a | n/a | n/a | n/a | n/a | n/a | n/a | n/a | n/a | n/a | n/a | n/a | Z06 |
| Opt | Opt | Opt | Opt | Opt | Opt | Opt | Opt | Opt | Opt | Opt | Opt | Std |
| n/a | n/a | n/a | n/a | Opt | Opt | n/a | n/a | n/a | n/a | Opt | Opt | n/a |
| Std | Std | Std | Std | Std | Std | Std | Std | Std | Std | Std | Std | Std |
| Std | Std | Std | Std | Std | Std | Std | Std | Std | Std | Std | Std | n/a |
| n/a | n/a | Std | Std | Std | Std | Std | Std | Std | Std | Std | Std | Std |
| Opt | Opt | Opt | Opt | Opt | Opt | Opt | Opt | Opt | Opt | Opt | Opt | Std |
| Opt | Opt | Opt | Opt | Opt | Opt | Opt | Opt | Opt | Opt | Opt | Opt | n/a |
| Opt | Opt | Opt | Opt | Opt | Opt | Opt | Opt | Opt | Opt | Opt | Opt | Opt |
| Std | Std | Std | Std | Std | Std | Std | Std | Std | Std | Std | Std | Std |
| n/a | n/a | n/a | Std | Std | n/a | n/a | n/a | n/a | Std | Std | n/a | n/a |
| Std | Std | Std | Std | Std | Std | Std | Std | Std | Std | Std | Std | Std |
| Opt | Opt | n/a | n/a | n/a | n/a | n/a | n/a | n/a | n/a | n/a | n/a | n/a |
| n/a | n/a | Opt | Opt | Std | Std | Opt | Opt | Opt | Opt | Opt | Opt | n/a |
| Std | Std | Std | Std | Std | Std | Std | Std | Std | Std | Std | Std | Std |
| n/a | n/a | n/a | n/a | n/a | n/a | n/a | n/a | Opt | Opt | Std | Opt | n/a |
| n/a | n/a | Opt | Opt | Opt | Opt | Opt | Opt | Std | Std | Std | Std | n/a |
| Opt | n/a | Opt | Opt | Opt | Opt | Std | Std | Std | Std | Std | Std | n/a |
| Opt | Opt | Std | Std | Std | Std | Std | Std | Std | Std | Std | Std | Std |
| Std | Std | Std | Std | Std | n/a | n/a | n/a | Std | Std | Std | n/a | n/a |
| Opt | Opt | Opt | Opt | Std | Std | Opt | Opt | Opt | Opt | Std | Std | Std |
| n/a | n/a | n/a | n/a | n/a | n/a | n/a | n/a | n/a | n/a | n/a | n/a | Std |
| Std | Std | Std | Std | Std | Std | Std | Std | Std | Std | Std | Std | Std |
| n/a | n/a | n/a | n/a | n/a | Std | n/a | n/a | n/a | Std | n/a | Std | Std |
| Std | Std | Std | Std | Std | Std | n/a | n/a | Std | Std | Std | Std | n/a |
| n/a | n/a | Std | Std | Std | Std | n/a | n/a | Std | Std | Std | Std | n/a |
| Std | Std | Std | Std | Std | Std | Std | Std | Std | Std | Std | Std | Std |
| n/a | n/a | Opt | Opt | Opt | Opt | n/a | n/a | Opt | Opt | Opt | Opt | Std |
| Std | Std | Std | Std | Std | Std | Std | Std | Std | Std | Std | Std | Std |
| Std | Std | Std | Std | Std | Std | Opt | Opt | Std | Std | Std | Std | Std |
| Opt | Opt | Opt | Opt | Opt | Opt | Opt | Opt | Opt | Opt | Opt | Opt | Std |
| Std | Std | Std | Std | Std | Std | Std | Std | Std | Std | Std | Std | n/a |
| Std | Std | n/a | n/a | n/a | n/a | n/a | n/a | n/a | n/a | n/a | n/a | n/a |
| Opt | Opt | Opt | Opt | Opt | Opt | Std | Std | Opt | Opt | Opt | Opt | n/a |
| Opt | Opt | Opt | Opt | Opt | Opt | Opt | Opt | Opt | Opt | Opt | Opt | n/a |
| Opt | Opt | Opt | Opt | Opt | Opt | Opt | Opt | Opt | Opt | Opt | Opt | Opt |
| Opt | Opt | Opt | Opt | Opt | Opt | n/a | n/a | Std | Std | Std | Std | Opt |
| Opt | Opt | Opt | Opt | Opt | Opt | n/a | n/a | Opt | Opt | Opt | Opt | Opt |
| Opt | Opt | n/a | n/a | n/a | n/a | n/a | n/a | n/a | n/a | n/a | n/a | n/a |
| Opt | Opt | Opt | Opt | Opt | Opt | Opt | Opt | Opt | Opt | Opt | Opt | n/a |
| Opt | Opt | Opt | Opt | Opt | Opt | Opt | Opt | Opt | Opt | Opt | Opt | n/a |
| Opt | Opt | Opt | Opt | Opt | Opt | Opt | Opt | Opt | Opt | Opt | Opt | n/a |
| n/a | n/a | Opt | Opt | Opt | Opt | n/a | n/a | Std | Std | Std | Std | n/a |
| Opt | Opt | n/a | n/a | n/a | n/a | n/a | n/a | n/a | n/a | n/a | n/a | n/a |
| Opt | Opt | Opt | Opt | Opt | Opt | Opt | Opt | Opt | Opt | Opt | Opt | n/a |
| Opt | Opt | Opt | Opt | Opt | Opt | Opt | Opt | Opt | Opt | Opt | Opt | n/a |

|   |
|---|
| Battery Isolator Switch                               |
| Bow Centerpiece Filler Cushion                        |
| Bow Walk thru Wood Block                              |
| Carpet Saver  |
| Center Floor Storage Locker                           |
| Clear Lexan Engine Hatch (lit by 24 red LEDs)         |
| Canvas Rear View Mirror                               |
| Corvette Signature Emblems                            |
| Corvette Z06 Emblems                                  |
| Driver's Seat Heater                                  |
| Driver's Seat Power Adjuster                          |
| Dual Gas Fills  |
| Flip Up Bulster Driver's Seat                         |
| Hatch Storage Bins                                    |
| Heater - Three Outlet                                 |
| Heater - Two Outlet                                   |
| Hot Water Shower                                      |
| Insulated Ice Chest                                   |
| Integrated Triamox Seat                               |
| Interior Grab Handles                                 |
| Launch Seats (2 removable)                            |
| LED Docking Lights (stainless steel)                  |
| Locking Glove Box                                     |
| Malibu Launch System (Bow Ballast System)             |
| Malibu Launch System (Midship Ballast System)         |
| Malibu Launch System (Rear Ballast System)            |
| Malibu Sound Suppression Technology (MST)             |
| MH2 Frameless Windshield                              |
| Pop-Up Bow Light                                      |
| Power Wing Windshield                                 |
| Premium 32 oz. Poly/Heat Set Carpeting                |
| Pull Up Cleats  |
| Pylon - Chrome Upgrade                                |
| Pylon - Corvette (Chrome)                             |
| Rack and Pinion Steering System                       |
| Rear Entertainment Console                            |
| Rear Two-Piece Locking Storage Compartment            |
| Removable Refreshment Table                           |
| Ski Tow Bar/Rear Grab Handle                          |
| Sport Seating (Observer-side Captain's Seat)          |
| Stainless Steel Exterior Emblems                      |
| Stainless Steel Oversized Cup Holders                 |
| Stainless Steel Rubrail (with through bolting)        |
| Swim Platform - Fiberglass (removable, color matched) |
| Swim Platform - Tank (removable)                      |
| Third Brass Fin                                       |
| Tower - Illusion X                                    |
| Tower - Illusion X, Colored                           |
| Tower - Illusion X, Revolution Rack                   |
| Tower - Illusion XS                                   |
| Tower - Illusion XS, Colored                          |
| Tower - Titan DL6                                     |
| Tower - Titan III                                     |
| Tower - Titan III, Colored                            |
| Tower - Titan III, Polished                           |
| Wakesetter "Shield" Graphic                           |
| Walk-through Jump Seat                                |
| Wedge - Maunal (complete, stainless steel)            |
| Wedge - Power Wedge (stainless steel)                 |



# COLORWAYS



## COLOR OPTIONS

Each Malibu boat is a work of art and the unique expression of the owner's personality. Malibu offers 25 vibrant colors to enable that completely customized look.



|  |  |   |   |
|--|--|---|---|
| <b>CALIFORNIA</b><br>One Malibu Court,<br>Merced, CA 95341<br>(209) 383-7469 | <b>TENNESSEE</b><br>5075 Kimberly Way,<br>London, TN 37774<br>(865) 458-5478 | <b>AUSTRALIA</b><br>813 Hope Court,<br>Albury N.S.W. 2640<br>(02) 6040 1174 | <b>INTERNATIONAL SALES</b><br>World Wide Nautic 19007 S.E.<br>Loxahatchee River Road,<br>Jupiter FL 33458<br>(561) 743-7452 |
|--|--|---|---|

### THANK YOU

Building a boat is in the building tradition. The final step in creating a boat is in the teamwork and follow-through that brings the project to life. We would not have this beautiful boat without the contribution of the following organizations and individuals:

- |   |  |
|---|--|
| <ul style="list-style-type: none"> <li>San Diego Photography</li> <li>Golf Photography</li> <li>Naval Design</li> <li>Trademark</li> <li>Happy Eternal</li> <li>Levi Dan Peter Photography</li> </ul> | <ul style="list-style-type: none"> <li>Levi Tamm Film Commission</li> <li>Levi Tamm Administration</li> <li>Tommy Kaye Studio</li> <li>Open Malibu Systems</li> <li>West Shore Club</li> </ul> |
|---|--|

www.malibuboats.com  
info@malibuboats.com

Malibu Boat is a registered trademark of Malibu Boat, LLC. All other names, logos and icons are those of their respective owners.



